



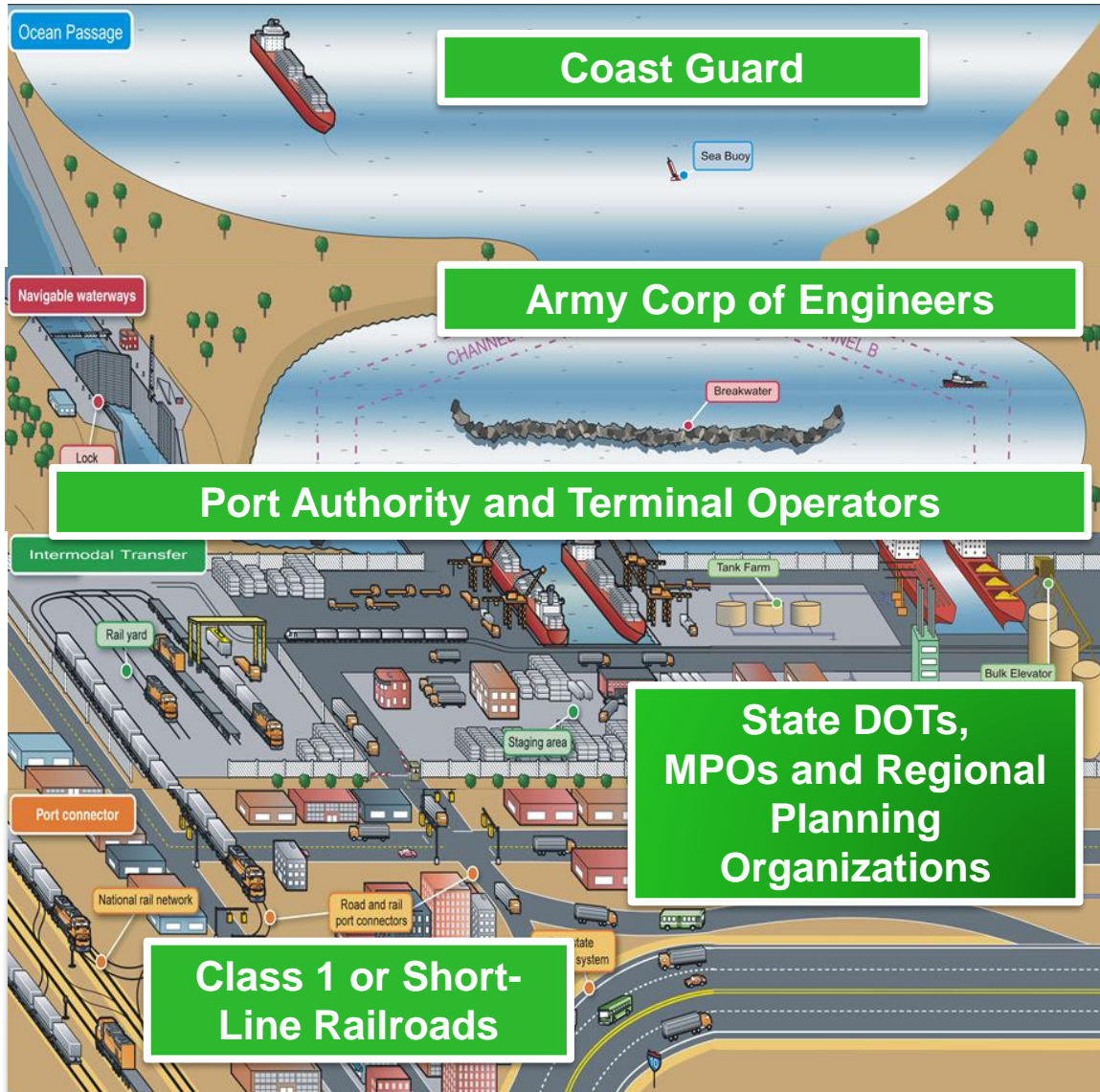
StrongPorts

U.S. Department of Transportation

Capt. Jeffrey Flumignan
Director, North Atlantic Gateway
U.S. Maritime Administration

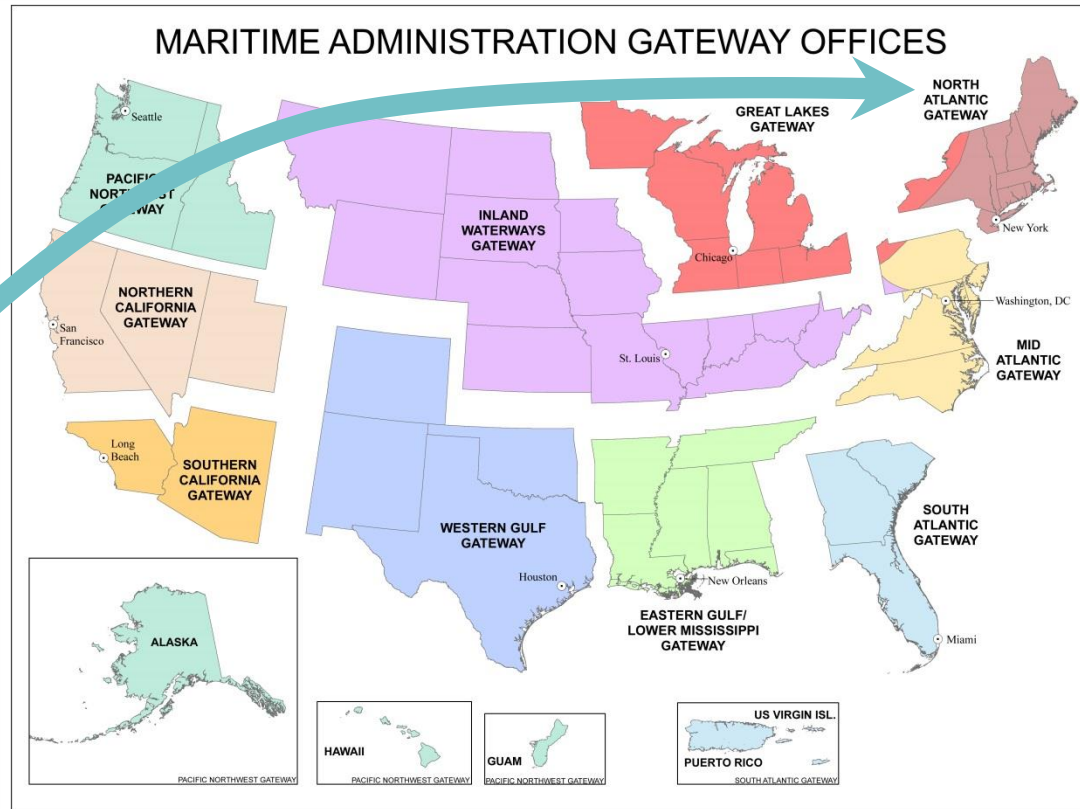


U.S. Department
of Transportation



Department of Transportation
Maritime Administration

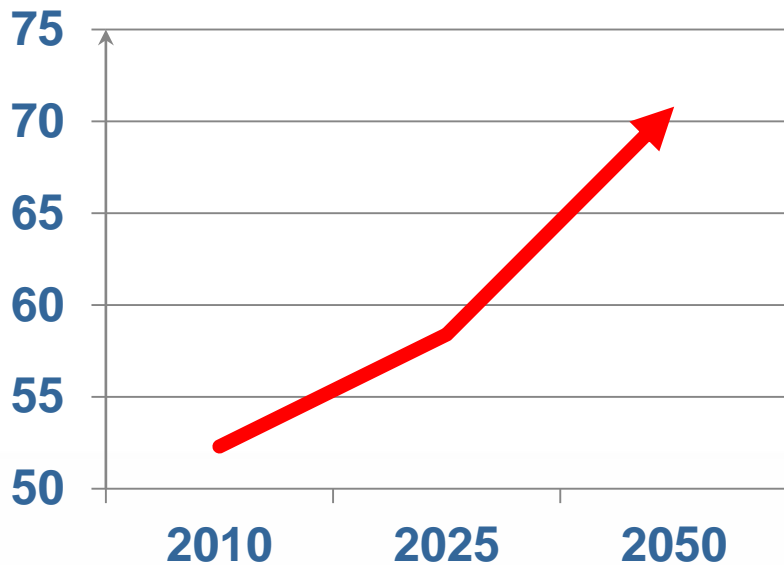
1. Largest concentrations of maritime and intermodal activity in the nation.
2. Monitor the commercial activities of the Port of New York and New Jersey and the Boston, as well as all the other ports within the Gateway region.
3. Responsibility for reporting on the commercial activity in the Atlantic and Maritime provinces of Eastern Canada.



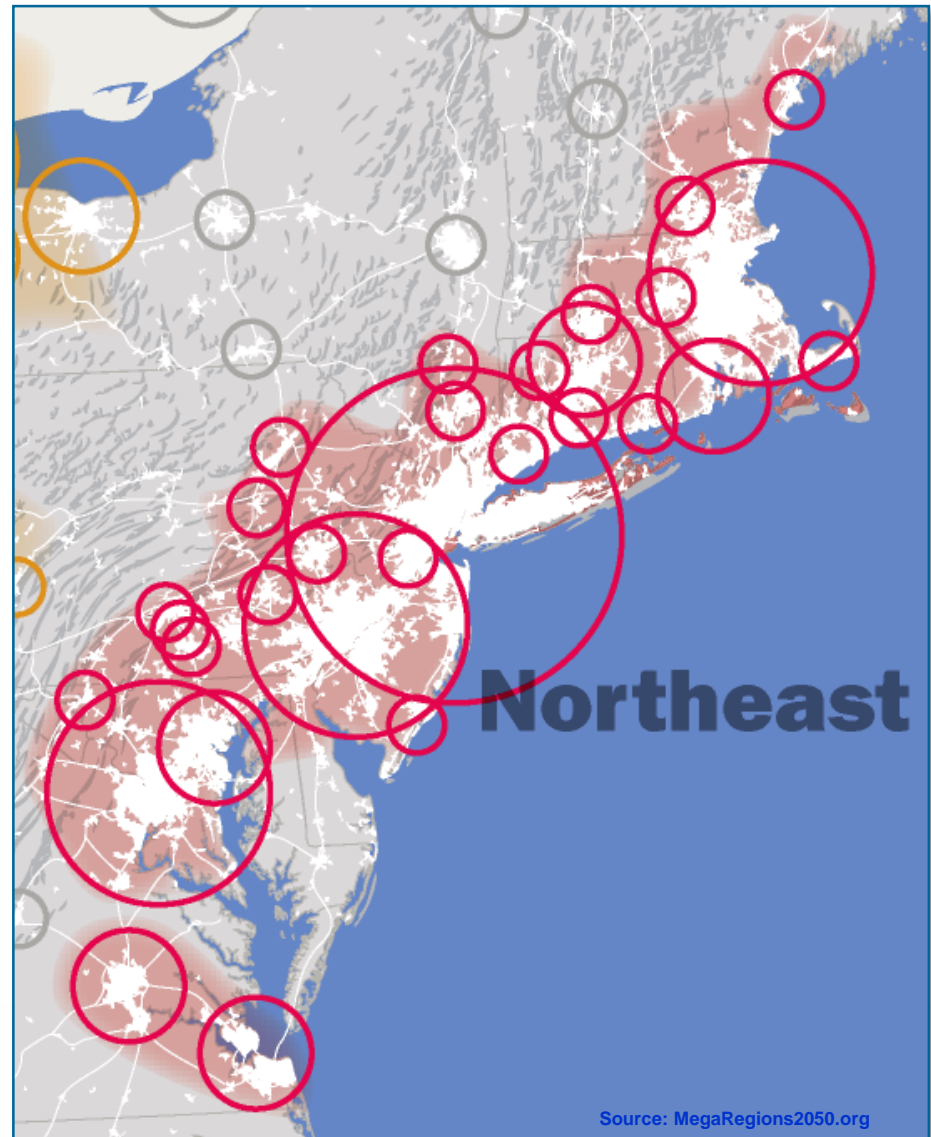
North Atlantic Focus Areas:

- Port Infrastructure Development Program
- America's Marine Highways
- Grant Management
- Stakeholder Outreach
- Inter-Agency Partnerships
- Regional Ocean Planning

- The Northeast is a powerhouse
 - **20%** of the nation's GDP
 - **17%** of the population
 - **2%** of the nation's land area
 - GDP (2010): **\$2.92 trillion**
- Over the next generation, the Northeast will add **17 million new residents.**
- Projected Population Growth (2010 - 2050): **35.2% (18.4 million)**

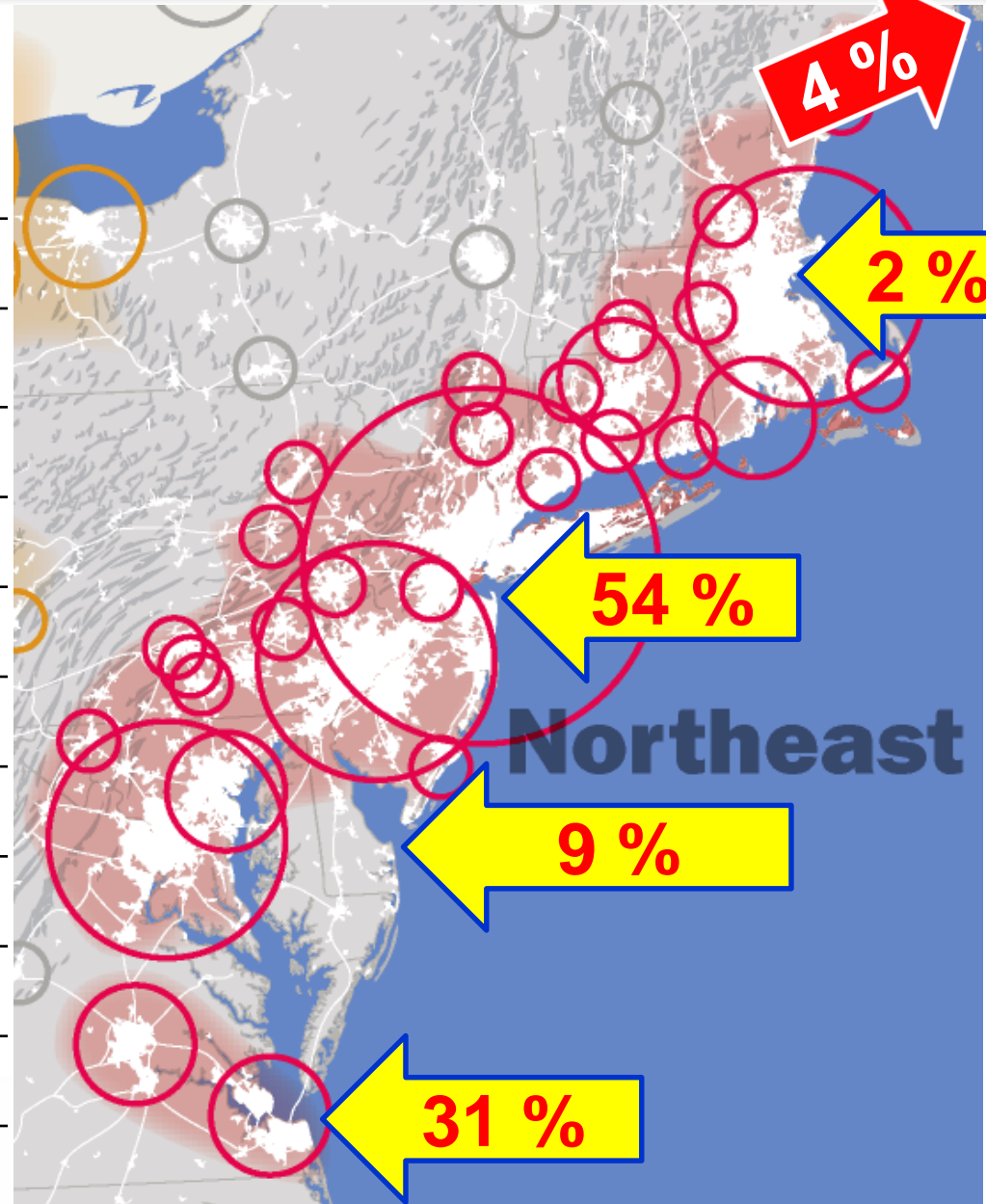


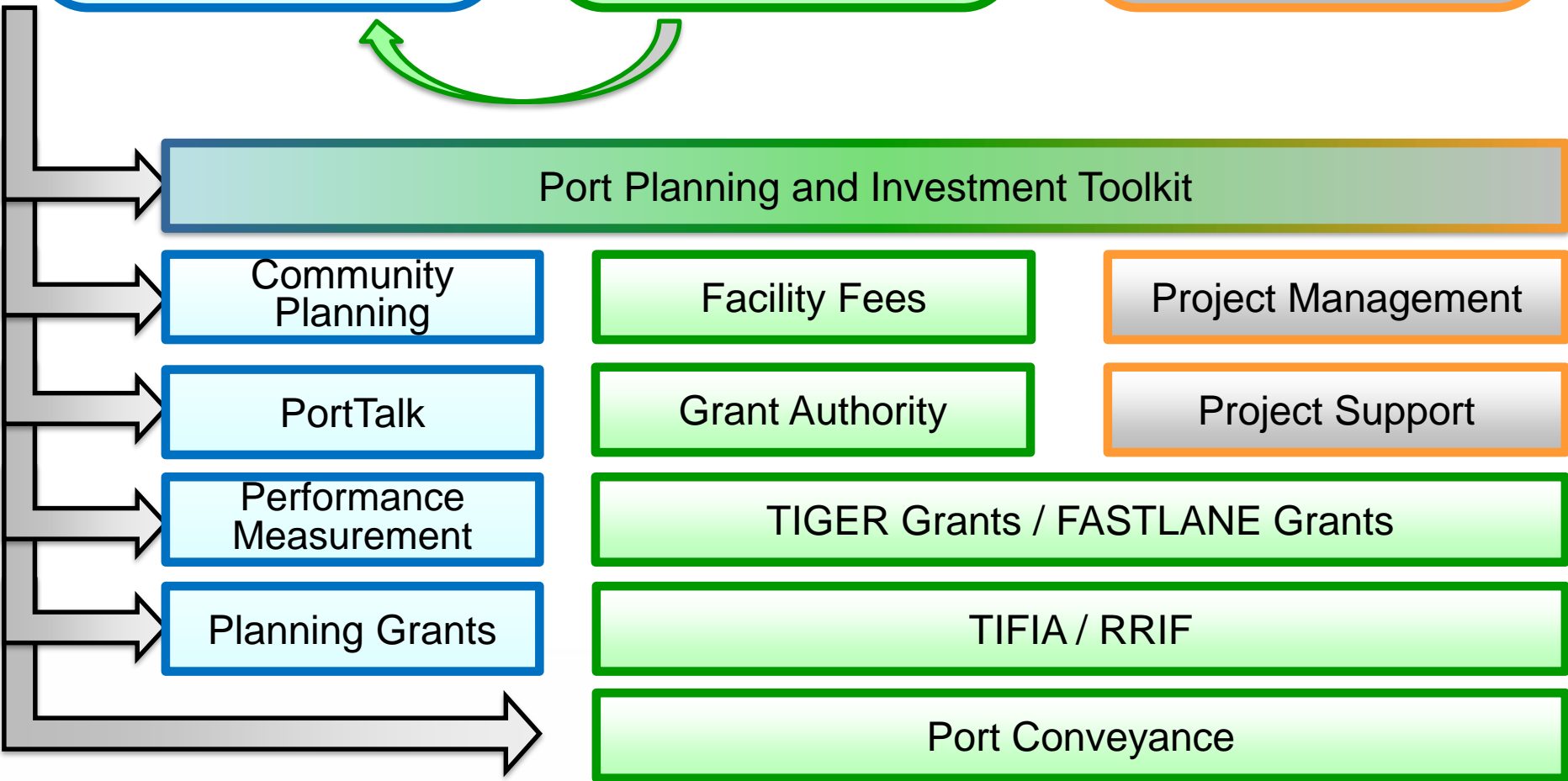
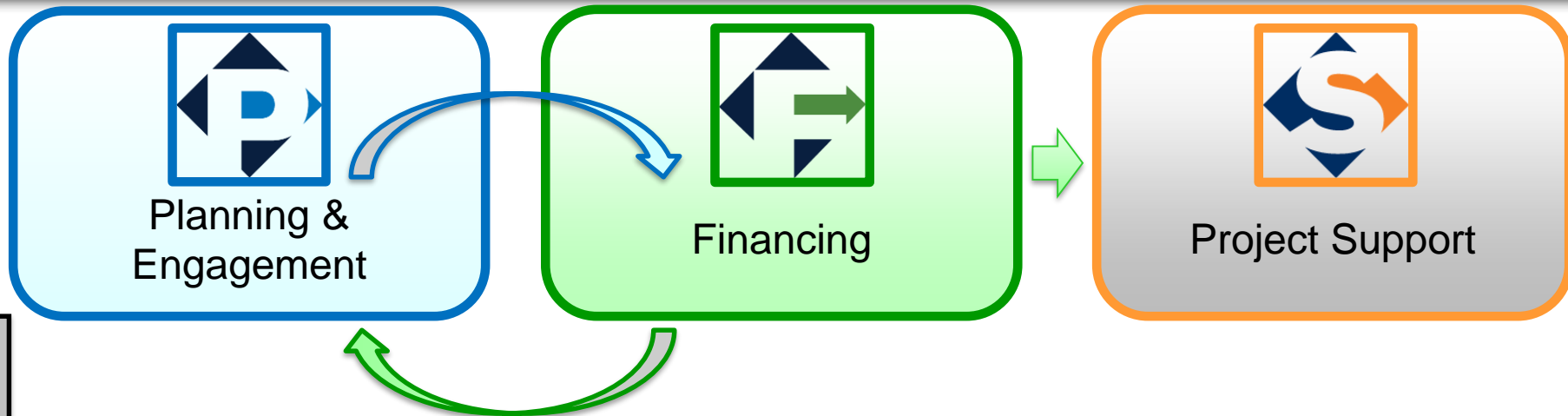
BOSNYWASH, USA



Our Mega Region – Container Volumes 2017

	NAFTA Rank	2017	% of total
PONYNJ	3	6.7 M	54 %
Hampton Roads	7	2.8 M	23 %
Baltimore	20	962 K	8 %
Halifax	23	559 K	4 %
Philadelphia	24	545 K	6 %
Wilmington	27	374 K	3 %
Boston	30	270 K	2 %
St. Johns	42	57 K	1 %
Portland		13.5 K	0.1%
Eastport		< 1 K	.01%
		12.5 M	





- **MARAD's StrongPorts team provides Technical assistance to:**
 - **State:** Operational review of port terminal agreements overseas
 - **Treasury:** CFIUS enquiries / CPB issues at ports
 - **Homeland Security:** Port Security Grants / Port Security issues
 - **ONI / CIA:** International port related issues
 - **Defense:** Analysis of intermodal connector construction plans that may impact planned ops at Strategic Ports
 - **Army Corps of Engineers:** Regional projects of mutual interest.
 - **EPA:** Port programs to reduce environmental impacts of operations



Port Planning & Investment Toolkit

A Maritime Industry Joint Venture

U.S. Department of Transportation

A Collection of Investment Plan Best Practices and Tools, Developed by industry experts under a cooperative agreement between AAPA and the Maritime Administration



PortTalk

A Regional Maritime Collaboration

U.S. Department of Transportation

Working with State Departments of Transportation, Metropolitan Planning Organizations, and ports to include water transportation in State freight and passenger transportation plan



Port Planning & Investment Toolkit

A Maritime Industry Joint Venture

U.S. Department of Transportation

A joint venture between AAPA, a working group of 57 industry expert volunteers, and the Maritime Administration.

Toolkit will help ports obtain funding by developing investment grade plans that:

- **Clearly identify future port needs;**
- **Determine the most cost-effective, sustainable and efficient solutions to port problems; and**
- **Get port infrastructure projects into MPO and state transportation programs in order to receive formula funding;**
- **Position port projects for federal funding such as TIGER grants; and**
- **Assist ports in obtaining private sector investment funds.**



A facilitated day-long session to foster dialogue and develop regional maritime transportation plans















Target participants include State Departments of Transportation, MPOs, Economic Development Corporations, and Port Authorities

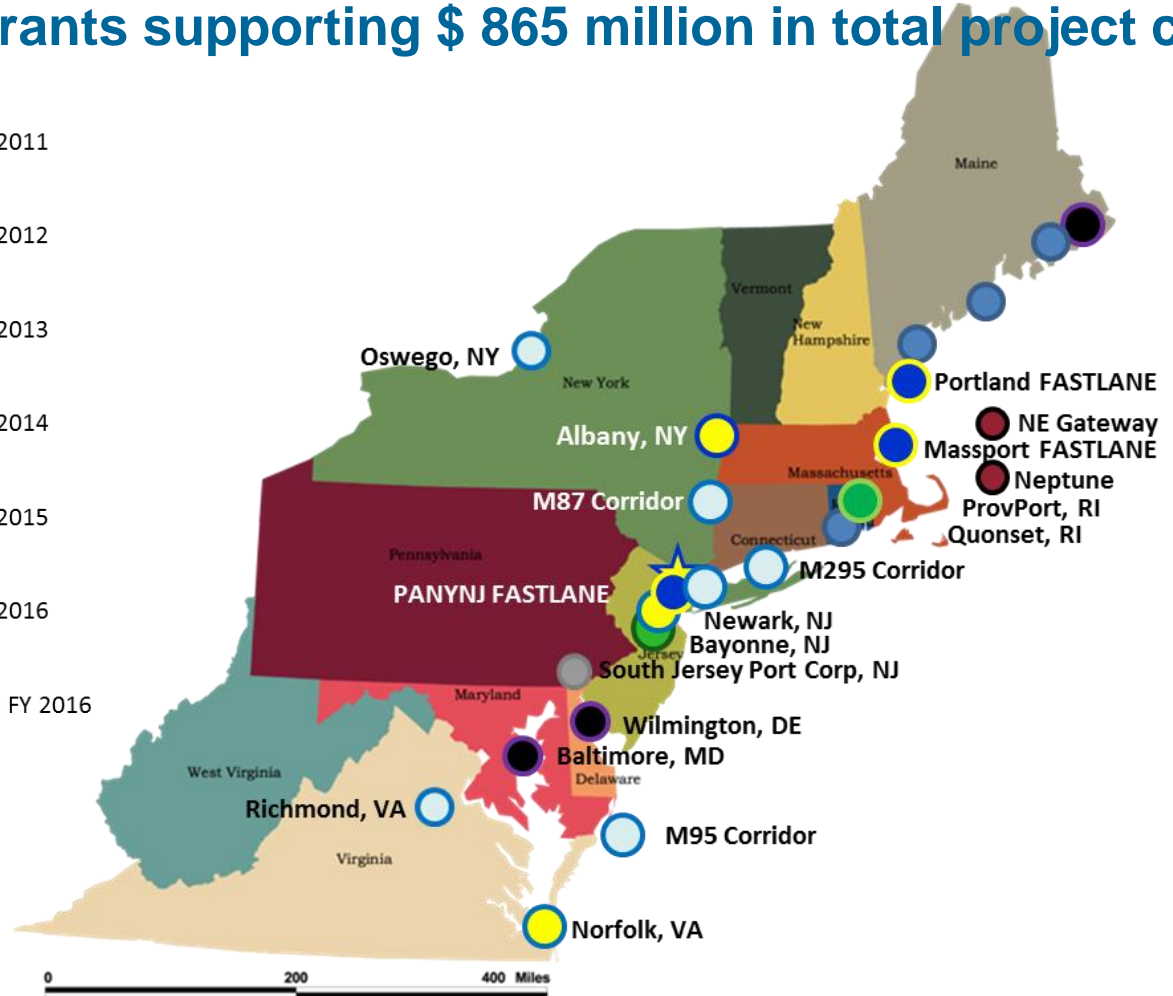
PortTalk Outcomes:

- **Identify resources and programs to help build, modernize and expand maritime transportation assets**
- **Spotlight maritime transportation's role in regional transportation system planning**
- **Gain understanding of freight system plans to 2025**
- **Generate innovative solutions to environmental and logistics challenges**

Northeast Megaregion – Port Projects

Over \$ 360 million in grants supporting \$ 865 million in total project costs

-  BATIC Project
-  Marine Highway
-  Port Conveyance
-  Deep Water Ports
-  ARRA Grants
-  TIGER FY 2009
-  TIGER FY 2010
-  TIGER FY 2011
-  TIGER FY 2012
-  TIGER FY 2013
-  TIGER FY 2014
-  TIGER FY 2015
-  TIGER FY 2016
-  FASTLANE FY 2016



Nationwide – Port Projects

\$ 1.01 billion in grants supporting \$ 2.1 billion in total project costs



StrongPorts

U.S. Department of Transportation

Questions ?

www.StrongPorts.gov



U.S. Department
of Transportation